



### District Report Card: 2017


<b>State:</b> Punjab	<b>District:</b> Barnala
<b>Class:</b> 5	<b>Subject:</b> Language
<b>Schools:</b> 59	<b>Students:</b> 1343


### Participation/Coverage


#### Students

<div>GENDER</div> <div></div>	Boys				Girls			
	Number		%		Number		%	
	637		47.43		706		52.57	

<div>AREA</div> <div></div>	Rural				Urban			
	Number		%		Number		%	
	988		73.57		355		26.43	

<div>CATEGORY</div> <div></div>	SC		ST		OBC		GEN	
	Number	%	Number	%	Number	%	Number	%
	968	72.08	0	0.00	202	15.04	173	12.88

<div>CWSN</div> <div></div>	LD	VI	HI	S&LD	ID	Oth
	4	1	0	3	6	8

<div>Management</div> <div></div>	Government			Government-aided		
	Number		%	Number		%
	1307		97.32	36		2.68

### Average Performance of Students in Language (%)

Overall	Gender		Area		Management		Social Group			
	Male	Female	Rural	Urban	Govt.	Aided	SC	ST	OBC	GEN
43.76	42.04	45.32	44.00	43.10	43.85	40.56	43.92	0.00	41.02	46.09

## Performance on Learning Outcomes (LOs)

Learning Outcomes	Description	Average Performance(%)
L504	Reads and comprehends independently storybooks, news items/ headlines, advertisements etc.	36.47
L508	Reads text with comprehension, locates details and sequence of events	47.41

Range of Performance of Students who Answered Correctly							
Below 30%		30% - 50%		50% - 75%		Above 75%	
Number	%	Number	%	Number	%	Number	%
354	26.36	426	31.72	456	33.95	107	7.97

## Lowest Performing Learning Outcomes (LOs)

- 1 - Reads and comprehends independently storybooks, news items/ headlines, advertisements etc. (36.47)
- 2 - Reads text with comprehension, locates details and sequence of events (47.41)